



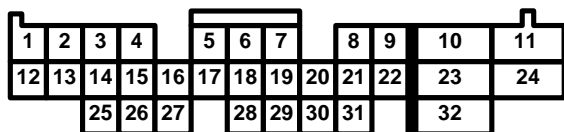
Connector Terminal Views

150. ECM

– Behind left kick panel

Connector A

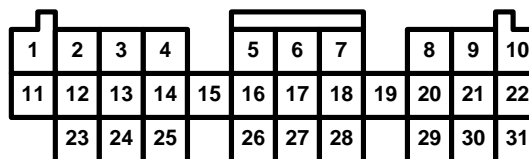
– Gray
– On dashboard wire harness A



1 YEL/GRN '00-'03: (MTRTW) except '00-'03: (MTRTW)	16 —
2 RED (SAVS)	17 RED (ACC)
3 ORN (2WBS)	18 GRN/ORN (MIL)
4 LT GRN/WHT (VSV)	19 BLU (NEP)
5 —	20 GRN (FANC)
6 RED/YEL (PCS)	21 GRY (K-LINE)
7 —	22 —
8 —	23 —
9 BLU/WHT (VSS)	24 BLU/ORN (STS)
10 BRN (SCS)	25 RED/BLU (IM OCD)
11 —	26 BLU/BLK (EPSLD)
12 PNK (IMOLMP)	27 BLU/RED (ACS)
13 PNK/BLU (IMOEN)	28 BLU (APR)
14 —	29 LT GRN (PTANK)
15 GRN/YEL (IMOFLR)	30 GRN/RED (EL)
	31 —
	32 WHT/BLK (BKSW)

Connector C

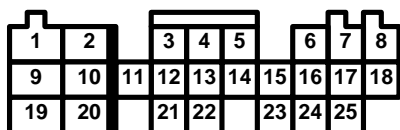
– Blue
– On engine wire harness



1 BLK/WHT (PO2SHTC)	17 GRN/RED (MAP)
2 WHT/GRN (ALTC)	18 GRN/YEL (SG2)
3 —	19 YEL/RED (VCC1)
4 WHT (IGPLS1)	20 GRN (CMPAP)
5 WHT/RED (ALTF)	21 RED (CMPAM)
6 —	22 RED/BLU (KS)
7 GRN/WHT (SG1)	23 —
8 BLU (CKPP)	24 WHT/BLK (ECS)
9 WHT (CKPM)	25 RED/YEL (IAT)
10 BLU/BLK (VTM)	26 RED/WHT (ECT)
11 BLK/WHT (SO2SHTC)	27 RED/BLK (TPS)
12 WHT/GRN (IGPLS2)	28 YEL/BLU (VCC2)
13 WHT/BLK (IGPLS3)	29 YEL (CMPBP)
14 WHT/BLU (IGPLS4)	30 BLK (CMPBM)
15 WHT/RED (SHO2S)	31 —
16 WHT (PHO2S)	

Connector B

– Gray
– On engine wire harness



1 YEL/BLK (IGP1)	14 —
2 BLK (PG1)	15 —
3 RED (INJ2)	16 —
4 BLU (INJ3)	17 —
5 YEL (INJ4)	18 —
6 —	19 —
7 —	20 BRN/YEL (LG1)
8 —	21 WHT/RED (VBU)
9 YEL/BLK (IGP2)	22 BRN/YEL (LG2)
10 BLK (PG2)	23 BLK/RED (IACV)
11 BRN (INJ1)	24 —
12 GRN/YEL (VTS)	25 —
13 —	